

DATE:

PROJECT

COMMENTS:

### FEATURES

- Utilizes standard light fixtures as emergency light sources.
- UL 924 listed and compliant with National Electric Code Article 700 (2017 Ed.).
- Universal input voltage & multiple mounting methods allow use in any application.
- 0-10V control devices, phase dimming, and switched power control are available in order to accommodate various lighting control methods.



CLICK THE IMAGE TO VIEW ALTERNATE PRODUCT PHOTOS

Only available with Adobe Acrobat and Acrobat Reader

### ORDERING INFORMATION *ELCD-1008*

#### OPTIONS

**ELCD-1008** ELCD UL 1008 Transfer Switch with Fire Alarm and Dimming Interface

### SPECIFICATIONS

#### CONSTRUCTION

- 16 gauge (0.060") cold-rolled steel enclosure with textured, powder-coated finish.
- 7/8" electrical knock-outs (EKOs) provided on three sides for conduit entry.
- Rotatable cabinet with dual-sided, silk-screened panel allows for flexible conduit placement.
- PCB-mounted barrier blocks allow for up to 10 AWG wires.
- Modular design allows easy removal for field upgrades or servicing.

#### ELECTRICAL

- 120 – 277VAC universal input/output voltage.
- 20 amp rating for tungsten, incandescent, and ballast/LED driver.
- Fire alarm interface with normally-open or normally-closed contact closure.

- Dimming control interface that's compatible with 0-10V/DALI.
- Dimming control interface that's compatible with phase dimming.
- Latching relay design significantly reduces power consumption.
- Short circuit withstand capability of 10kA.

#### MECHANICAL

- Size: 9.0"W x 9.5"H x 2.75"D
- Weight: 5.85 lbs
- Color: Powder painted finish - charcoal gray cabinet (RAL 7016), light gray access plate (RAL 7035)
- Indicator LEDs: Normal power (green), Emergency power (red)
- User controls: Test button, remote laser test
- Mounting: Surface mount (can be plenum mounted)

#### TEMPERATURE RATING

- From 32°F to 122°F

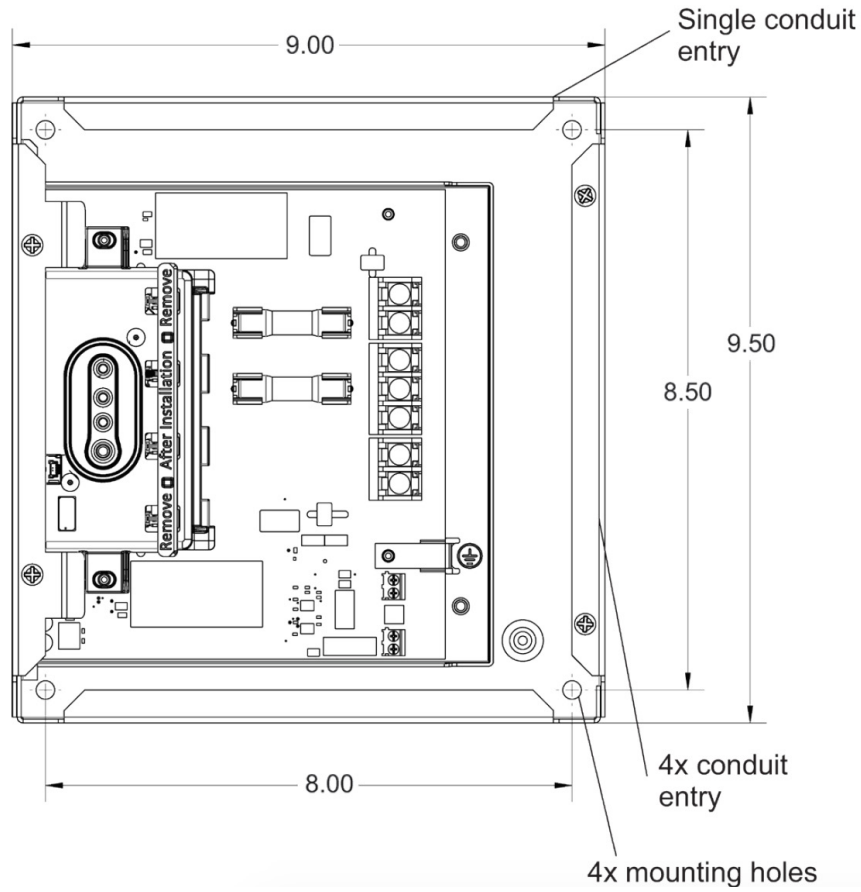
#### APPROVALS

- UL listed to UL 1008 standard for safety transfer switch equipment BCELTS.
- UL listed to CSA C22.2 emergency transfer switch equipment.
- UL 2043 listed for plenum-rated products.
- NFPA 101 Life Safety Code
- NFPA 70-NEC

#### WARRANTY

- Isolite offers a 3-year limited warranty. For further details, refer to General Warranty and Obligations in the Isolite manual or on our website. Lamps not warranted.

**DIMENSIONS**



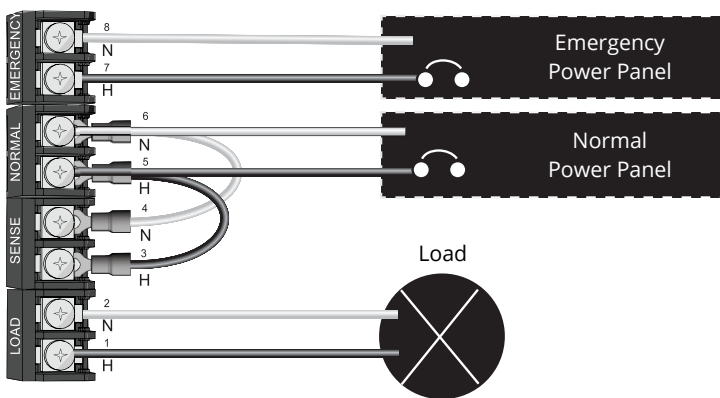
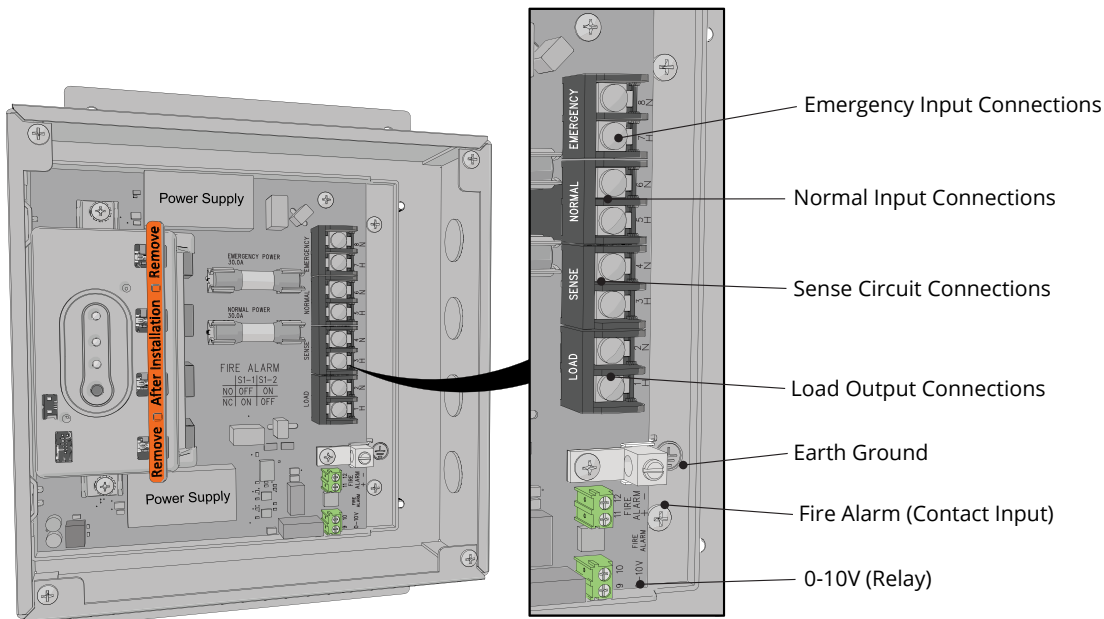
## OPERATION

There are two basic modes of operation for the ELCD 1008 - normal and emergency mode.

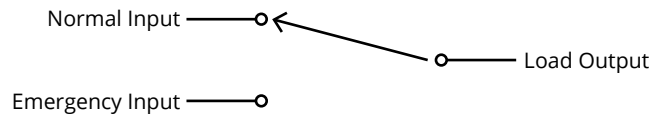
During normal mode (sense input present), emergency lights and normal lights can be turned On/Off or line-voltage dimmed using the normal input. As long as the sense input power is present, the normal input feeds directly to the load output through the ELCD 1008 (see Figure 1).

When the ELCD 1008 detects a loss of power at the sense input, load output power is automatically transferred from the normal input to the emergency input entering the emergency mode of operation (see Figure 2). With full line voltage present at the emergency input from the emergency power source, the lights will be brought up to full brightness.

NOTE: Wiring diagram shows line-voltage dimming, however, 0-10V/DALI dimming can also be implemented by using the auxillary contact (opens during emergency mode bringing the light to full brightness). A central inverter is shown feeding the ELCD 1008 emergency input but this could also be a generator or other type of emergency power source.



**Figure 1 - Sense Input Present\***



**Figure 2 - Sense Input Not Present\***



\*Simplified Drawing: Actual circuit breaks line and neutral connection (DPDT)